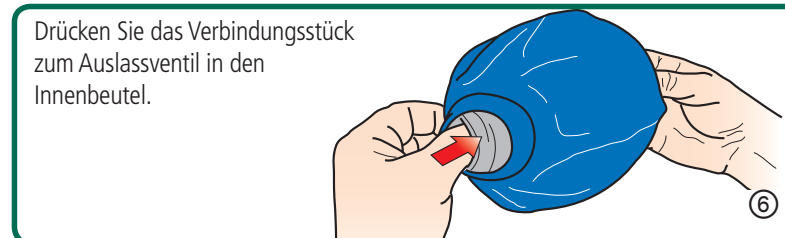
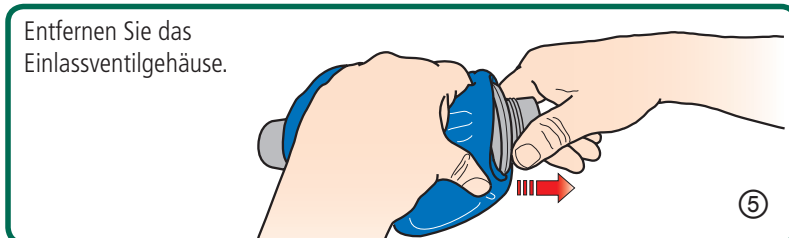
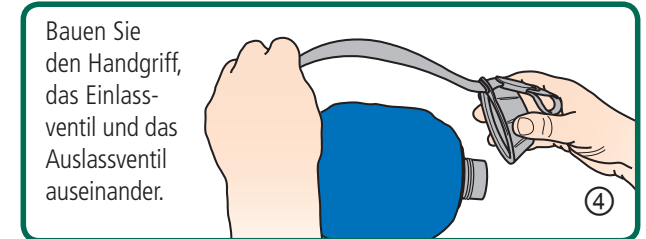
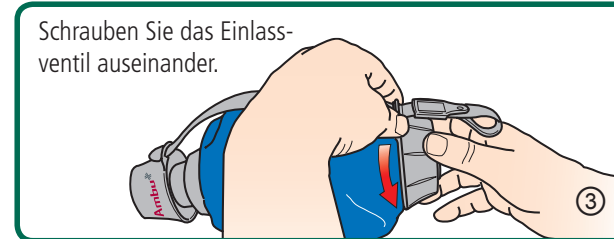
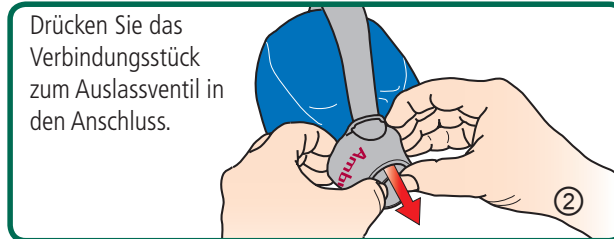
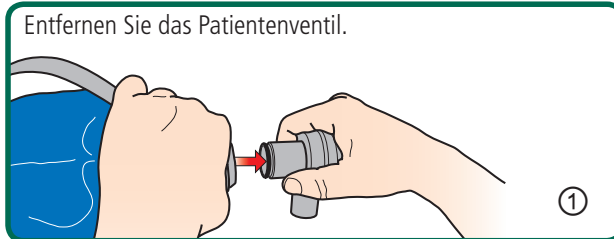


The diagram illustrates the components of the Arbutus system. It includes a head (a) with a camera and sensors, a base (b) for mounting, a body (c) for the main structure, and a tail (d) for propulsion. The head is connected to the base, which is connected to the body, which is connected to the tail. The head is labeled 'Arbutus'.

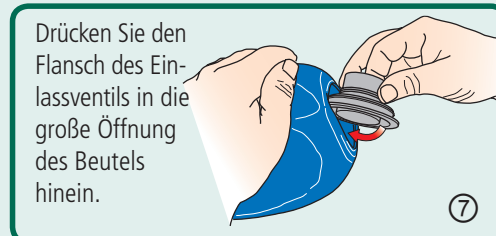

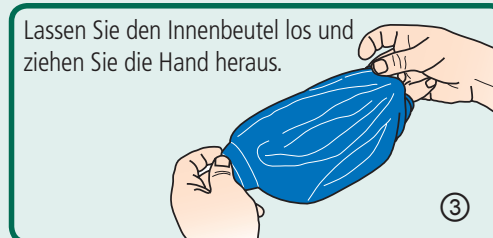
## 497 9001 22 • 10/2009 • Version 1.0.2 • Printed In Denmark by Ambu A/S

## Ambu® Mark IV Beatmungsbeutel

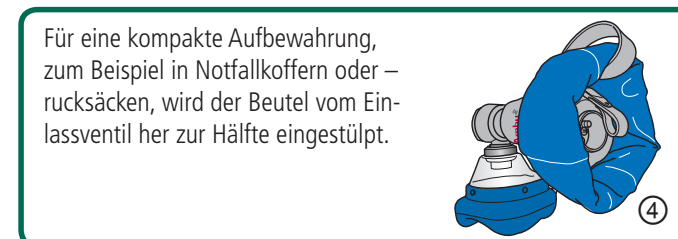
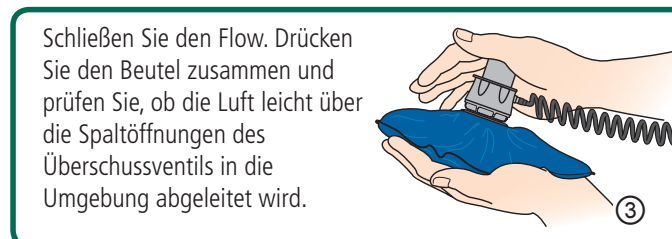
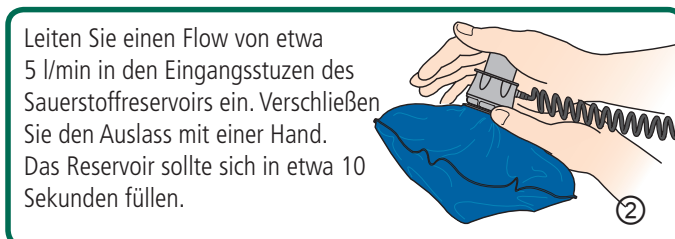
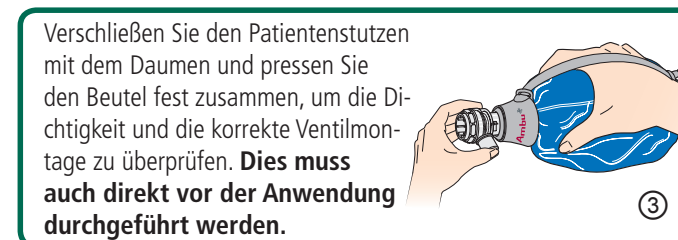
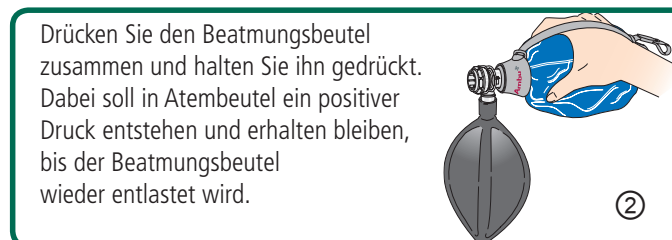
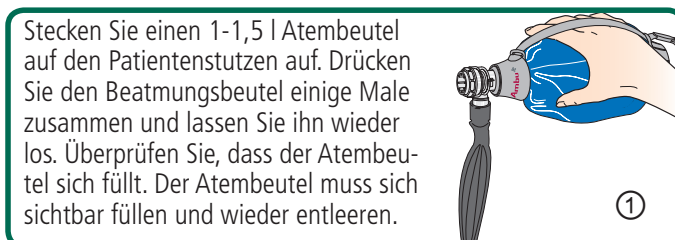
### ZERLEGEN



### ZUSAMMENBAU



### FUNKTIONSKONTROLLE



**Ambu GmbH**  
In der Hub 5  
D-61231 Bad Nauheim  
Tel.: +49 6032 92500  
Fax: +49 800 ambude  
info@ambu.de  
www.ambu.de

**Hersteller  
Ambu A/S**  
Baltorpbakken 13  
DK-2750 Ballerup  
Denmark  
T +45 72 25 20 00  
F +45 72 25 20 50  
www.ambu.com